



ಬೃಹತ್ ಬೆಂಗಳೂರು ಮಹಾನಗರ ಪಾಲಿಕೆ  
Bruhat Bengaluru Mahanagara Palike



# BBMP COVID-19 WAR ROOM 03.06.2023

BBMP / COVID-19 WAR ROOM / BULLETIN – 1167/ 03.06.2023 / #BBMPfightsCOVID19



# OVERVIEW OF COVID-19 IN BENGALURU

**CASE TRENDS** ACTIVE CASES **41**

<b>Confirmed Cases</b> 4 18,86,749 #	<b>Recovered Cases</b> 10 18,69,707 #	<b>Death Cases</b> 0 17,001 #
--	---	-------------------------------------

**HOSPITALIZATION** **0**

<b>ICU – V</b> -	<b>ICU</b> -	<b>HDU</b> -	<b>General</b> -
---------------------	-----------------	-----------------	---------------------

INCLUDES GOVT. QUOTA AND PRIVATE WALK-IN HOSPITALIZATION

**VACCINATION** **3** 2,07,00,635 #

<b>First Dose</b> 1 96,89,868 #	<b>Second Dose</b> 0 95,11,669 #	<b>Precaution Dose</b> 2 14,99,098 #
---------------------------------------	--	--

**TRIAGING**

**MTU**  
2

**Tele Triage**  
1

**ACTIVE CZs**

**0**

**MCZs (< 5 cases)**  
0

**Clusters (> 5 cases)**  
0

**TESTING** **1,544** 3,24,24,555 #

<b>Positivity :0.70%</b> *FOR LAST 7 DAYS	<b>RAT</b> 735	<b>RTPCR</b> 809
--	-------------------	---------------------

# : indicates cumulative numbers till date



# ABSTRACT OF COVID-19 SCENARIO IN BENGALURU


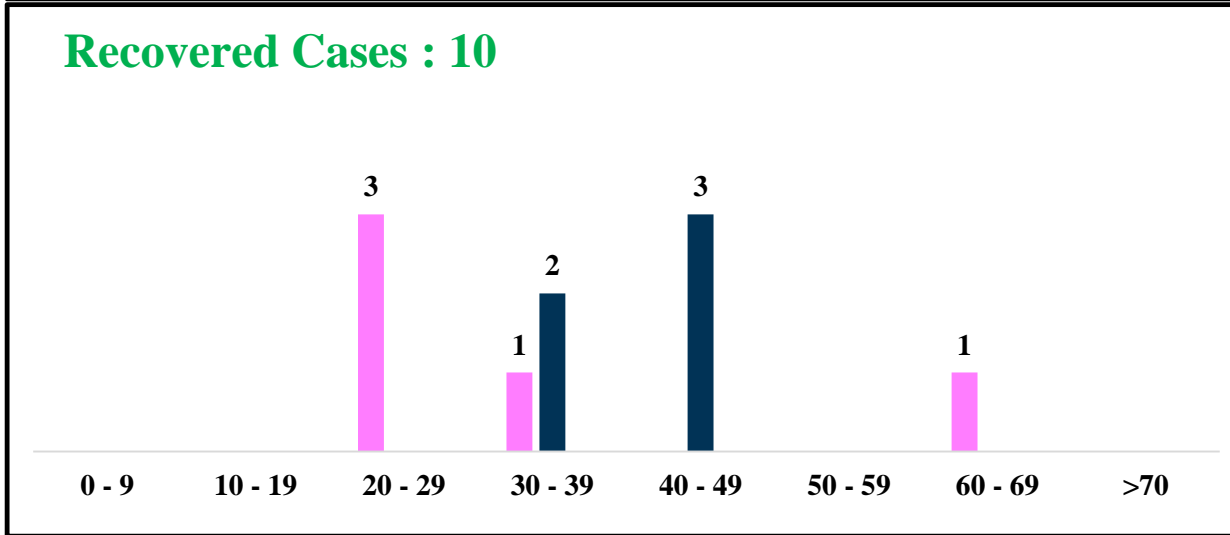
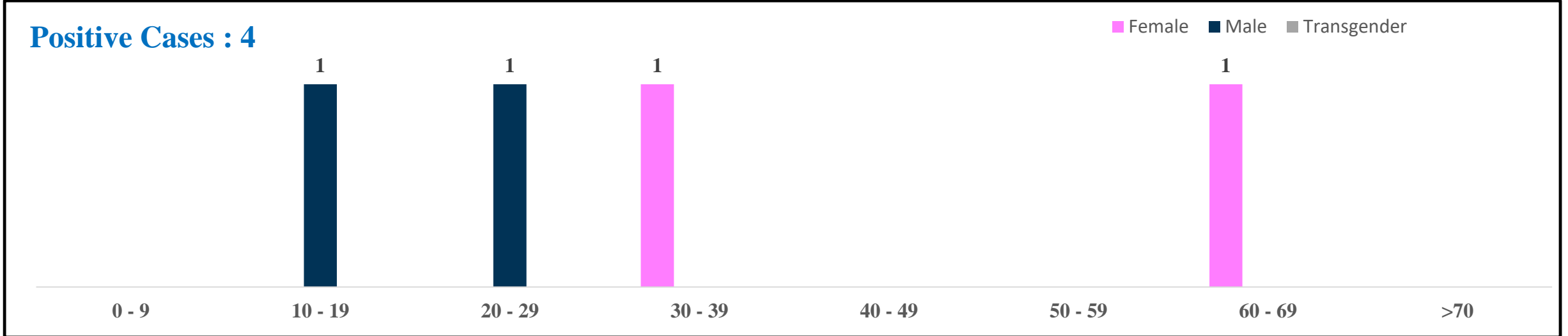


	MALE			FEMALE			TRANSGENDER			TOTAL		
	Last 24 Hours	Last 7 Days	Cumulative	Last 24 Hours	Last 7 Days	Cumulative	Last 24 Hours	Last 7 Days	Cumulative	Last 24 Hours	Last 7 Days	Cumulative
<b>Positive Cases</b>	2	35	11,11,933	2	42	7,74,620	0	0	196	4	77	18,86,749
<b>Recovered Cases</b>	5	43	10,99,576	5	49	7,69,001	0	0	187	10	92	18,69,707
<b>Death Cases</b>	0	1	10,770	0	0	6,227	0	0	4	0	1	17,001
<b>Total Tests Done</b>	<b>In Last 24 hrs. : 1,544</b>			<b>In last 7 days : 10,935</b>			<b>Cumulative : 3,24,24,555</b>					
<b>Vaccine Doses Administered</b>	<b>In Last 24 hrs. : 3</b>			<b>In last 7 days : 37</b>			<b>Cumulative : 2,07,00,635</b>					
<b>ACTIVE CASES</b>									<b>41</b>			

\*Covid deaths occurred today : 00 | Covid deaths occurred beyond last 24hrs., reported today : 00



# LAST 24 HOURS AGE GROUP AND GENDER WISE DISTRIBUTION

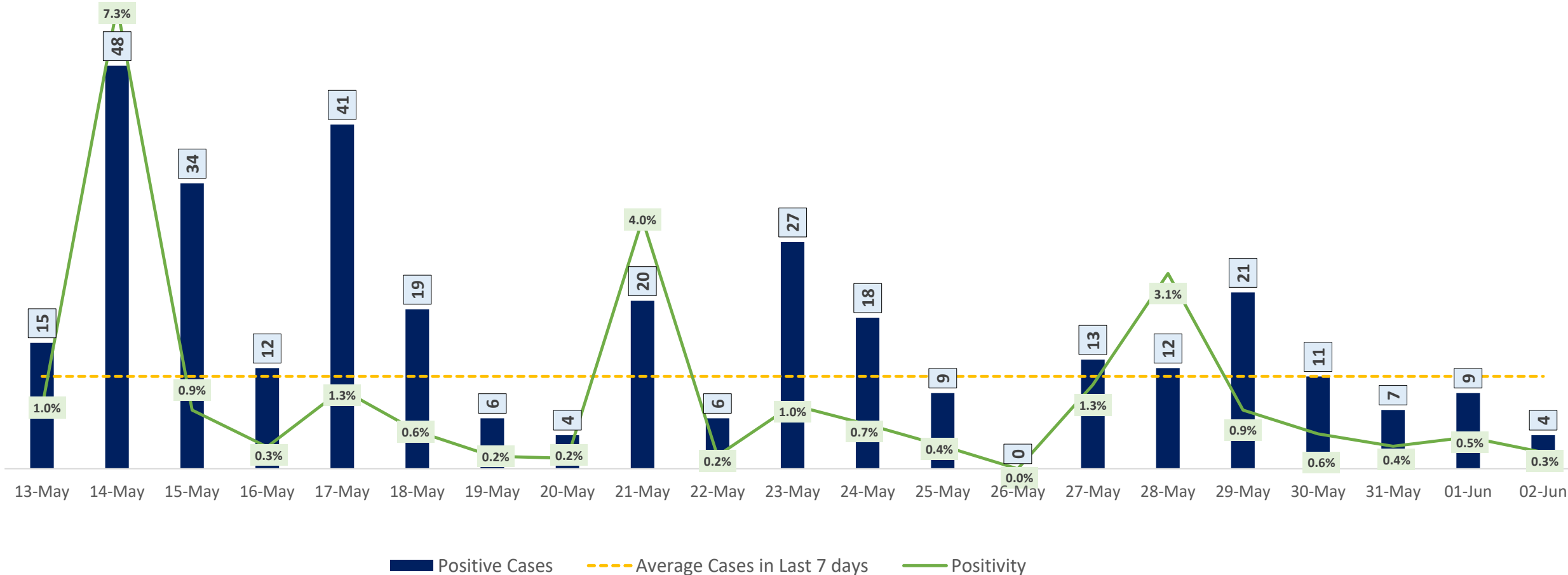




# POSITIVITY RATE OF BENGALURU – LAST 21 DAYS



Average Cases in Last 7 days : 11

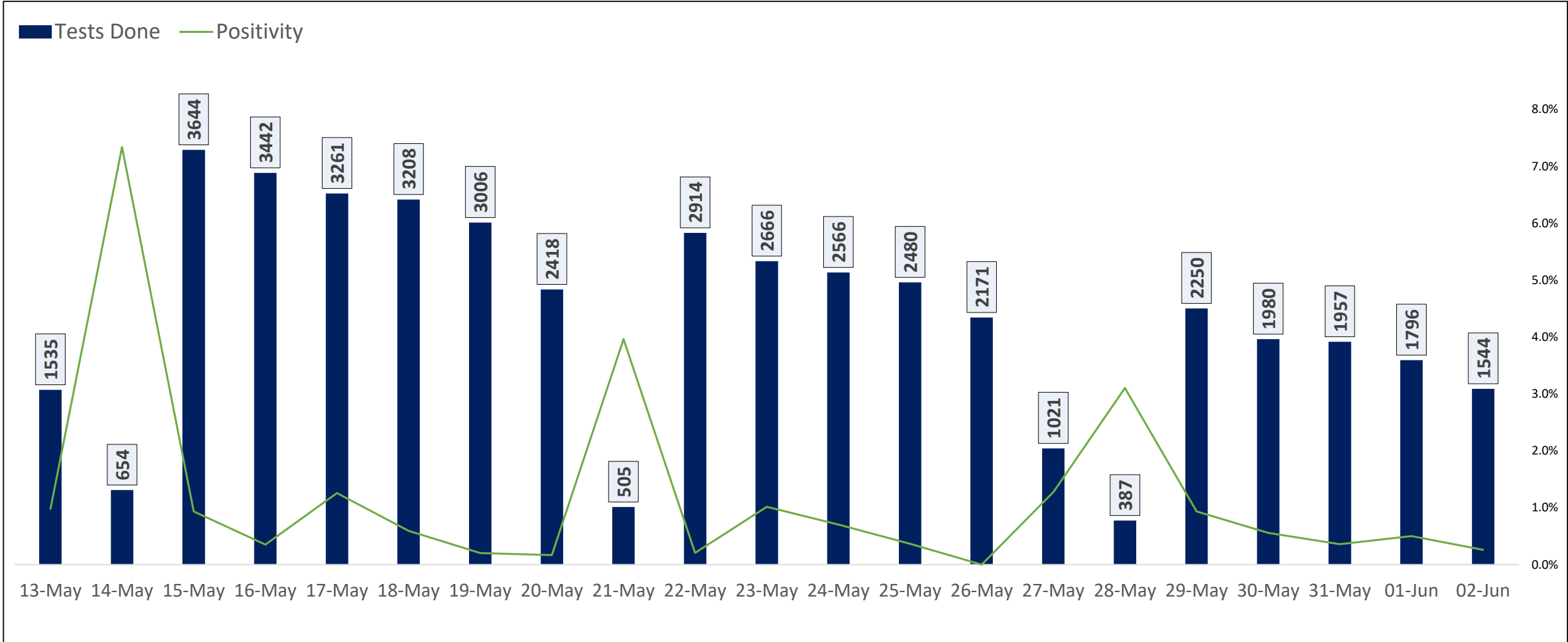




# TESTING TRENDS IN BENGALURU

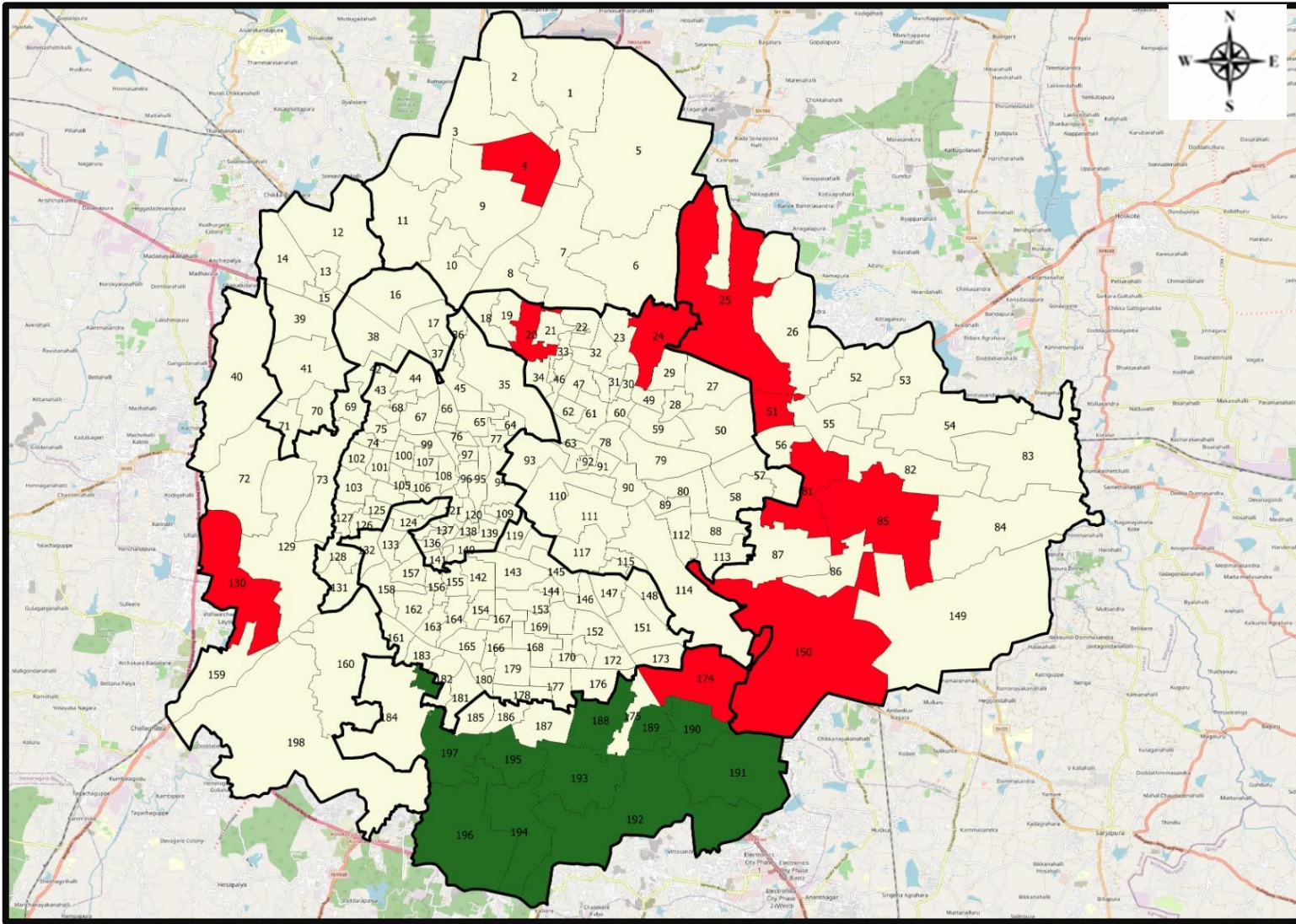


Total Test Conducted Till Date	Test Conducted Last 24 hours	Last 7 Days Average
3,24,24,555	1,544	1,562





# BENGALURU URBAN MAP SHOWING TREND OF POSITIVE CASES IN LAST 7 DAYS



## Top 10 wards reporting highest number of positive cases in last 10 days

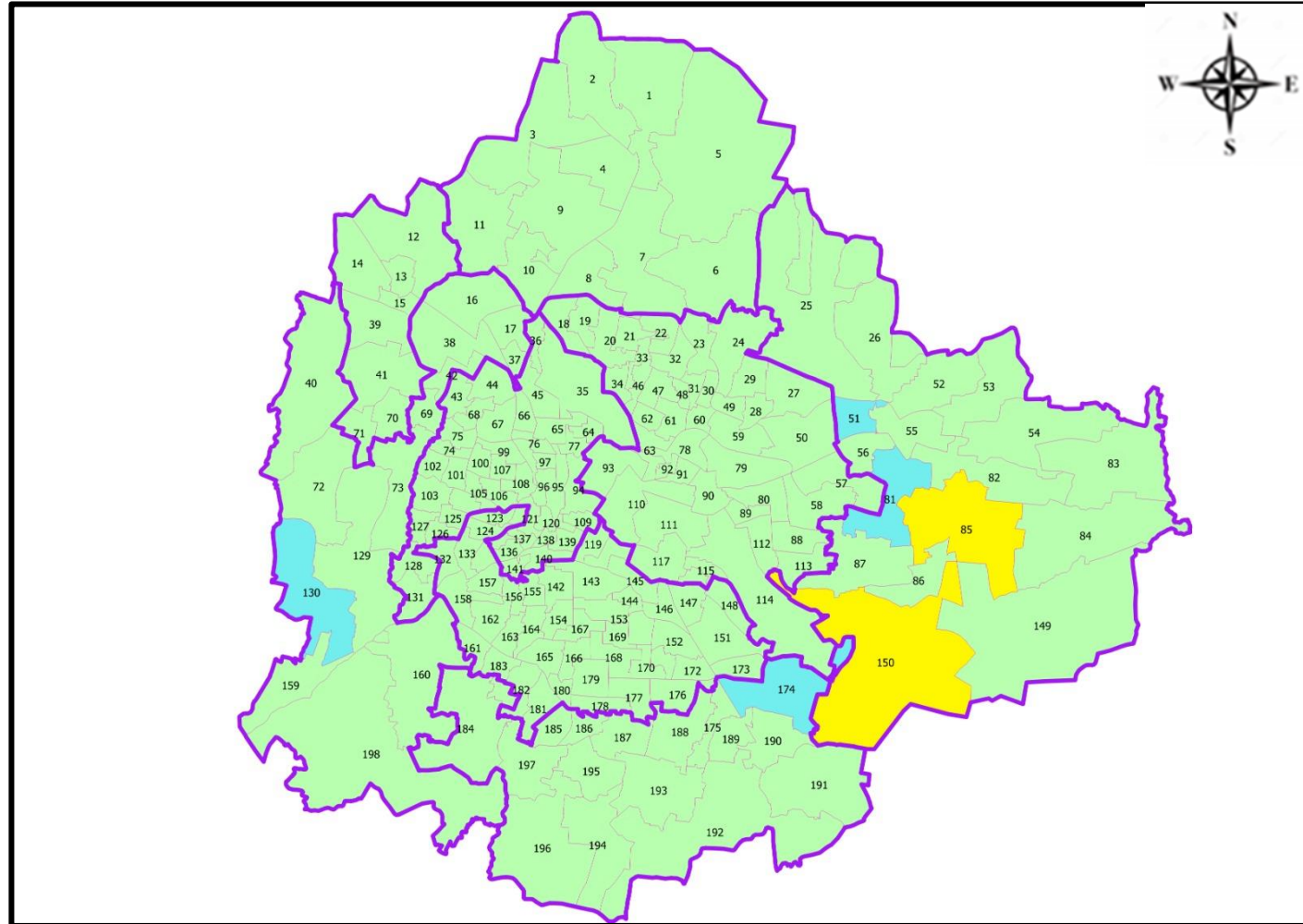
Ward No.	Ward Name	Daily Cases Average
85	Dodda Nekkundi	1
150	Bellanduru	1
51	Vijnanapura	1
81	Vijnana Nagar	1
130	Ullalu	1
174	HSR Layout	1
4	Yelahanka Satellite Town	1
20	Ganga Nagar	1
24	HBR Layout	1
25	Horamavu	1







## Top 10 wards reporting least number of positive cases in last 7 days

Ward No.	Ward Name	Daily Cases Average
197	Vasanthpura	0
196	Anjanapura	0
195	Konanakunte	0
194	Gottigere	0
193	Arakere	0
192	Begur	0
191	Singasandra	0
190	Mangammanapalya	0
189	Hongasandra	0
188	Bilekhali	0



# BENGALURU MAP SHOWING INTENSITY OF POSITIVE CASES IN LAST 7 DAYS



-  Level 1 : 0 to 1 Cases
-  Level 2 : 1 to 3 Cases
-  Level 3 : 3 to 5 Cases
-  Level 4 : 5 to 10 Cases
-  Level 5 : More than 10 Cases
-  Zone Boundaries

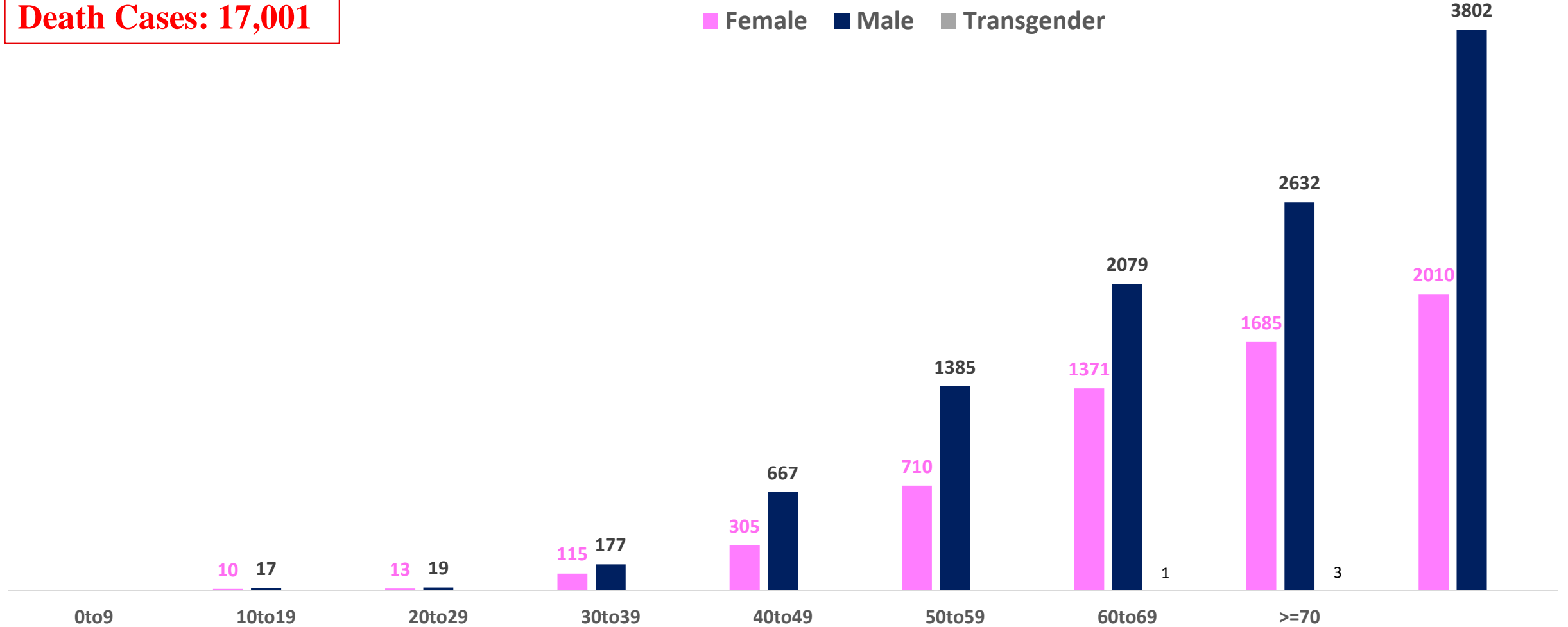




# AGE AND GENDER WISE DISTRIBUTION OF DEATH CASES



**Death Cases: 17,001**





# SNAPSHOT OF COVID-19 CASES IN BENGALURU URBAN



**Total Wards With  
< = 1 Cases\* :  
174**

**Tests Conducted  
on 02.06.2023:  
1,544**

**Recovery  
Rate\*:  
99.10%**

**Total  
Active Cases :  
41**

**Total Vaccinated  
on 02.06.2023:  
3**





**Positivity  
Rate\* :  
0.70%**

**Active  
Rate\*:  
0.00%**

**Case  
Fatality Rate\* :  
1.30%**

\*Total positive cases In the past 7 days

\*CFR and positivity is for Past 7 days

<b>Download BBMP Bulletin</b>	<a href="https://apps.bbmpgov.in/covid19/mediabulletin.php">https://apps.bbmpgov.in/covid19/mediabulletin.php</a>
<b>To register for vaccination :</b>	<a href="https://selfregistration.cowin.gov.in/">https://selfregistration.cowin.gov.in/</a>
<b>BBMP COVID19 Dashboard:</b>	<a href="https://apps.bbmpgov.in/covid19/">https://apps.bbmpgov.in/covid19/</a>
<b>Follow us on:</b>	 <a href="http://www.facebook.com/bbmp.comm1/">www.facebook.com/bbmp.comm1/</a>
	 <a href="https://twitter.com/BBMPCOMM">twitter.com/BBMPCOMM</a>
	  <a href="https://www.instagram.com/BBMPSplHealth">BBMPSplHealth</a>

Issued by:

Honorable Chief Commissioner, BBMP  
Special Commissioner Health, BBMP  
MD, Bengaluru Smart City Limited

**THANK YOU !**

